



**CITY OF
CHULA VISTA**

Fiscal Year 2026-2027
Proposed Budget Overview


Presented
April 15, 2026




1

1


Agenda




BUDGET
PROCESS
OVERVIEW




GENERAL FUND
OVERVIEW



OTHER FUNDS
OVERVIEW



CAPITAL
IMPROVEMENT
PROJECTS
OVERVIEW



BUDGET
PROCESS NEXT
STEPS

2

2

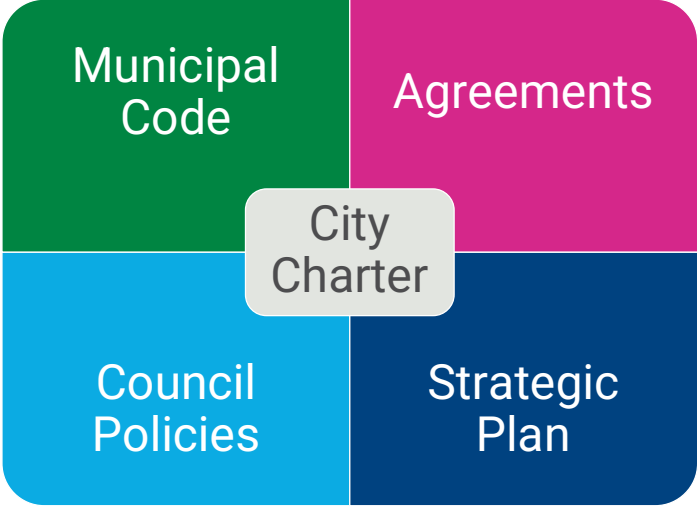
Why is the City budget important?

- Spending Plan
- Strategic Document
- Financial Monitoring Tool
- Accountability and Transparency

3

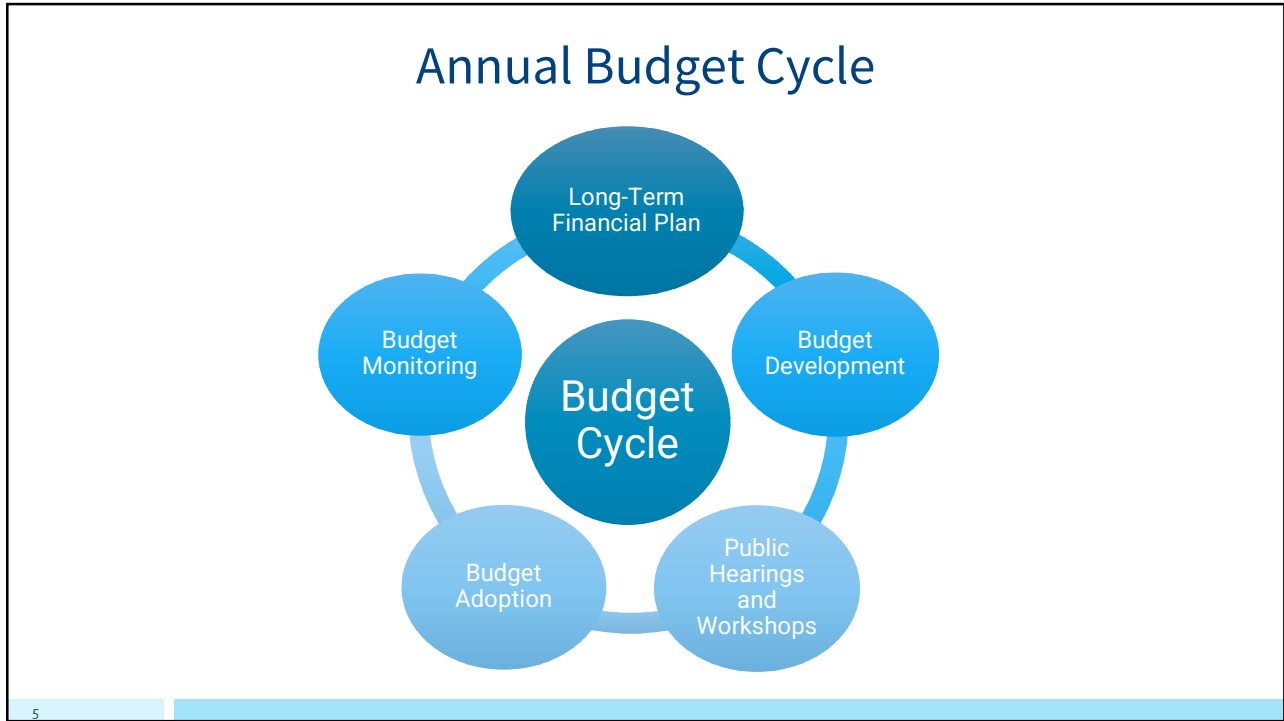
3

Guiding Documents



4

4



5



6

Budget Development Survey

- Survey open: 2/16/26 - 3/12/26
- Survey Views: 529
- Participants: 303
 - 79% were residents of Chula Vista
- 13 Questions

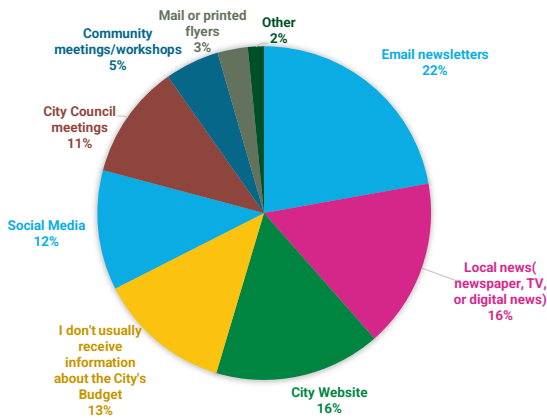


7

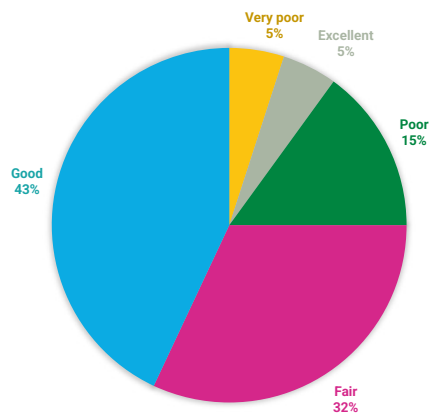
7

Feedback on the Budget Process

Budget Communications



Overall rating of City's Budget Process

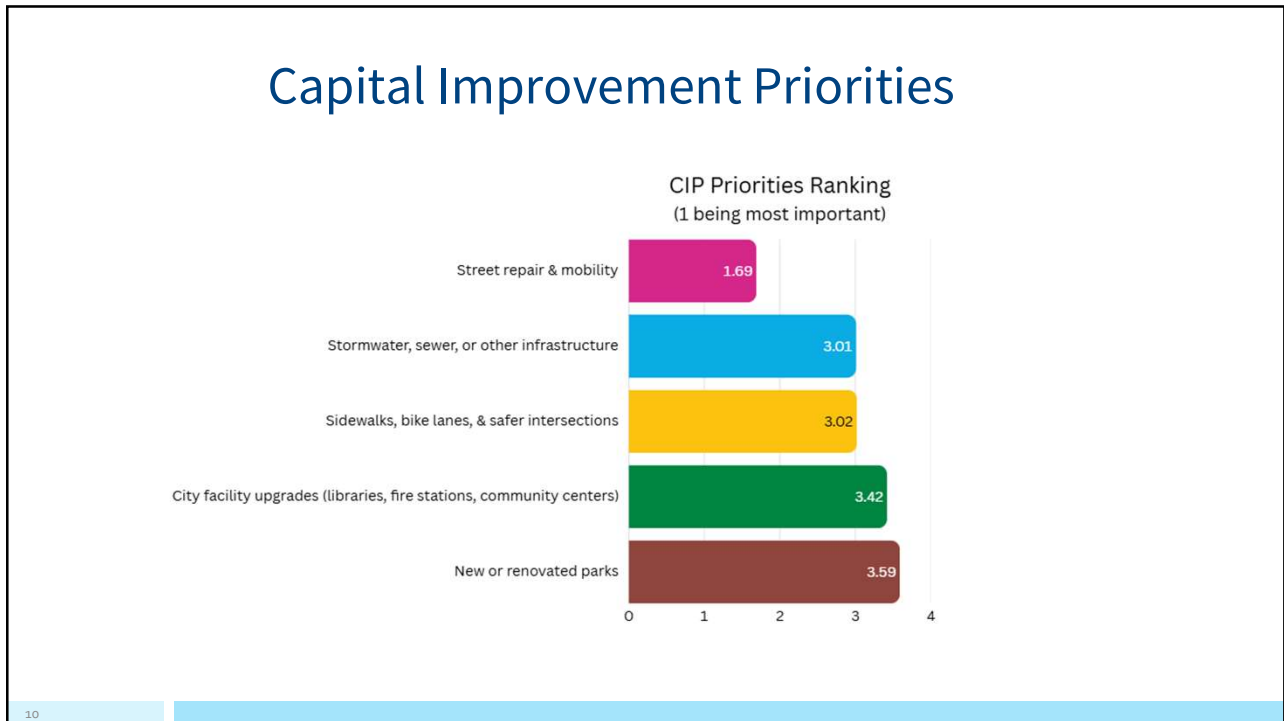


8

8

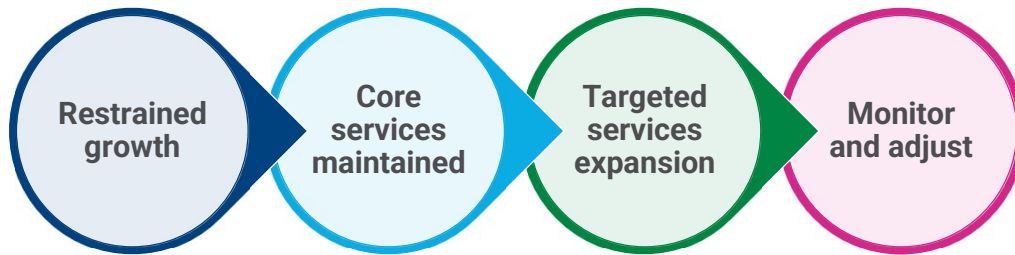


9



10

Fiscal Year 2026-2027 Highlights



11

11

General Fund Revenues & Expenditures (in millions)

Category	FY 2026 Adopted	FY 2027 Proposed	Change
Revenues	\$ 305.6	\$ 318.1	12.5
Expenditures	305.6	318.1	12.5
Surplus/(Deficit)	\$ -	\$ -	-

Figures presented are preliminary and subject to change

12

12

General Fund Revenues

(in millions)

Category	FY 2026 Adopted	FY 2027 Proposed	Change
Major Revenues			
Property Taxes	\$ 58.4	\$ 58.7	\$ 0.2
Sales Tax	51.2	52.2	0.9
Measure P Sales Tax	30.8	31.3	0.4
Measure A Sales Tax	30.8	31.3	0.4
Franchise Fees	15.4	16.0	0.6
Utility Users Tax	3.7	3.7	0.1
Motor Vehicle License Fees	33.8	36.1	2.3
Transient Occupancy Taxes	21.7	19.2	(2.6)
Major Revenues Total	\$ 246.0	\$ 248.4	\$ 2.4
Other Revenues	59.6	69.8	10.2
General Fund Revenues Total	\$ 305.6	\$ 318.1	\$ 12.5

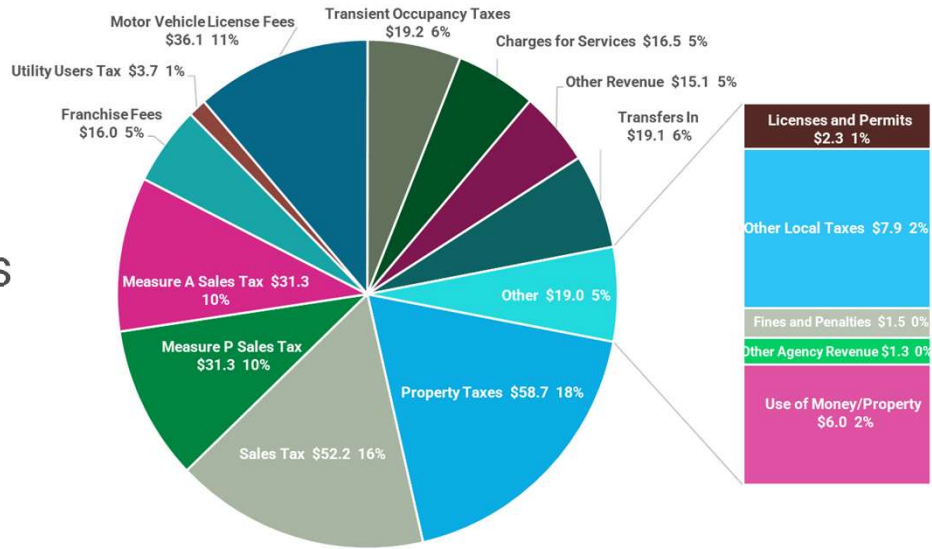
Figures presented are preliminary and subject to change

13

13

General Fund Revenues

(in millions)



14

14

General Fund Revenues

<p>Motor Vehicle License Fee \$2.3M</p>	<ul style="list-style-type: none"> • Increase based on projected growth of properties Assessed Valuations in the City (\$2.2M)
<p>Transient Occupancy Taxes (TOT) \$(2.6M)</p>	<ul style="list-style-type: none"> • Decrease of Bayfront Hotel TOT (\$0.7M) • Decrease of other hotels TOT and short-term rental (\$1.9M)
<p>Other Revenues \$10.2M</p>	<ul style="list-style-type: none"> • Increase to Other Revenues for reimbursement (\$2.9M) • Increase to Charges for Services (\$2.9M) • Increase to Transfers In (\$4.1M)

15

15

General Fund Expenditures (in millions)

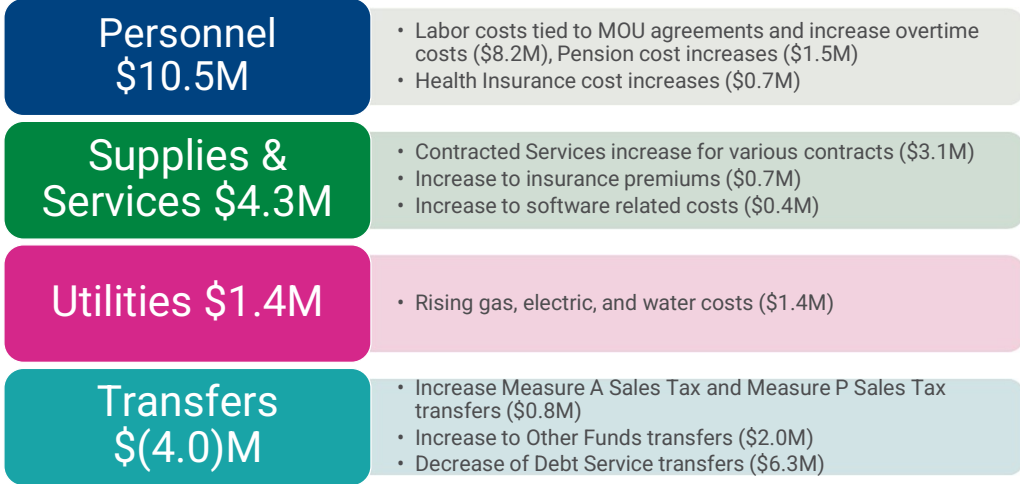
Category	FY 2026 Adopted	FY 2027 Proposed	Change
Personnel Services			
Personnel Services	\$128.5	\$138.3	\$9.8
Salary Savings	(3.6)	(5.2)	(1.6)
Retirement Benefits	21.0	22.6	1.6
Health Insurance	15.9	16.6	0.7
Personnel Services Total	\$ 161.8	\$ 172.3	\$ 10.5
Supplies and Services	28.6	32.9	4.3
Other Expenses	2.7	2.9	0.2
Internal Service	4.6	4.8	0.2
Capital	0.2	0.2	-
Utilities	7.7	9.1	1.4
Transfers Out	100.0	96.0	(4.0)
Total General Fund Budget	\$ 305.6	\$ 318.1	\$ 12.5

Figures presented are preliminary and subject to change

16

16

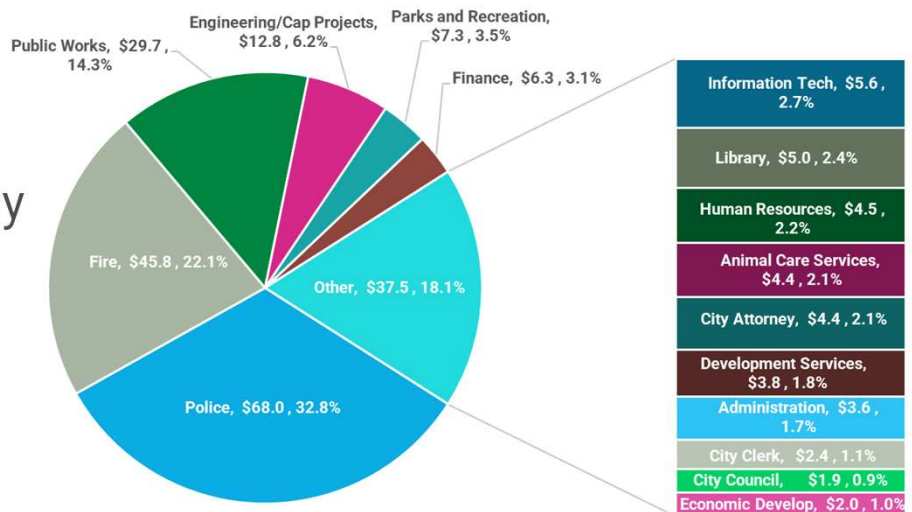
General Fund Expenditures



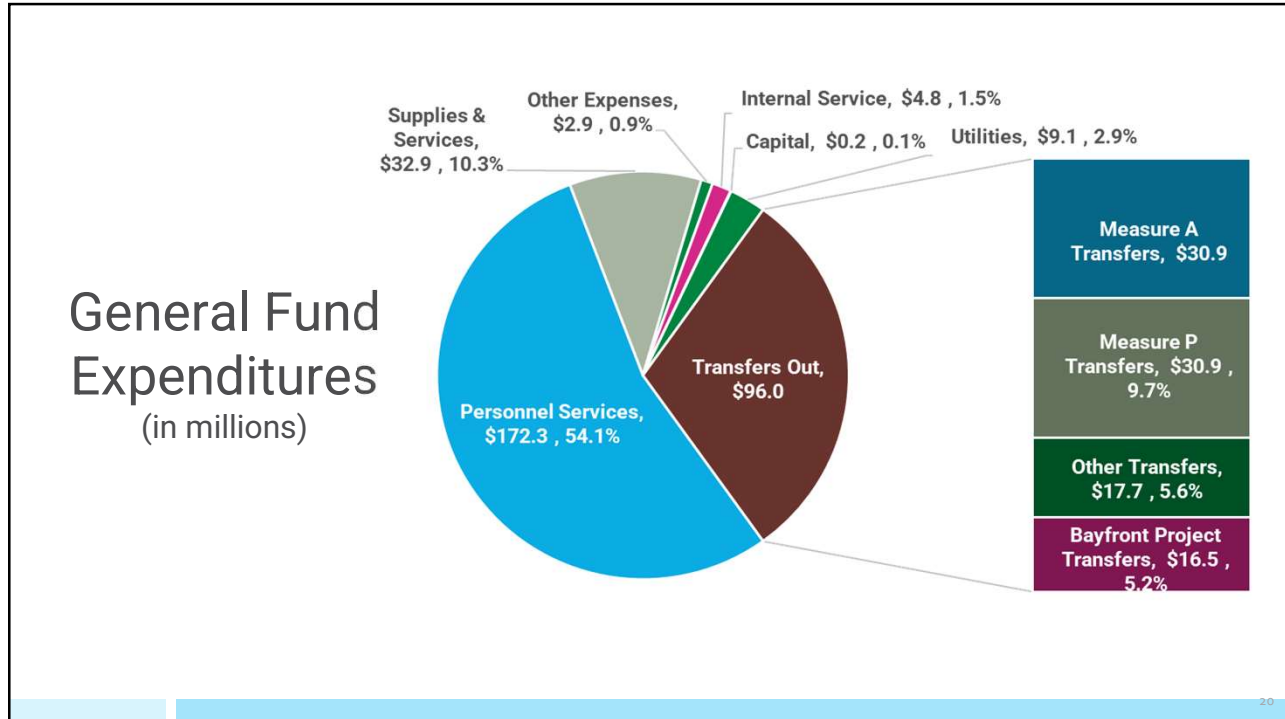
17

17

General Fund Expenditures By Department (Transfers removed) (in millions)



19



20

General Fund Highlights

Supporting Community Services

- Animal Services hourly staffing expanded
- Continuing the CV Community Shuttle past pilot program and Bayfront Shuttle program
- Move of the Otay Branch Library branch to the new Millenia Building





21

General Fund Highlights

Supporting Public Safety

Fire

- Fire Academy funding to maintain staffing levels
- Bayfront Fire Station full-year of 1.0 truck and 1.0 engine company

Police

- Evidence and vehicle storage facility lease



22

22

General Fund Highlights

Expanding Community Amenities

- Millenia Building operations & maintenance (opening Fall 2026)
- Additional Special Events funding: HarborFest, Starlight Parade, 4th Fest, CV Art Fest



23

23

Other Funds



24

Other Funds Expenditures by Fund Category (in millions)

Fund Category	FY 2026 Adopted	FY 2027 Proposed	Change
Capital Funds	\$ 3.1	\$ 1.5	\$ (1.6)
Debt Funds	33.9	33.9	0.0
Development Funds	11.3	13.1	1.8
Enterprise Funds	40.8	39.7	(1.1)
Gas Tax Fund	15.6	17.1	1.5
Grant Funds	13.5	11.0	(2.5)
Internal Service Funds	16.2	16.8	0.6
Measure A Sales Tax Fund	33.7	38.7	5.0
Measure P Sales Tax Fund	17.0	21.3	4.3
Open Space Funds	31.7	32.2	0.6
Other Funds	34.4	42.1	7.8
Pension/Debt Reserve	0.2	12.4	12.3
Sewer Funds	52.3	61.7	9.4
Successor Agency Funds	8.1	6.6	(1.4)
Other Funds Total	\$ 311.6	\$ 348.1	\$ 36.5

Figures presented are preliminary and subject to change

25

Other Funds Highlights

Sewer Funds

- Increase costs for sewage treatment fees, equipment purchases, and CIP Projects.



Measure P Sales Tax

- Ballfield improvements (Max, Santa Venetia, Menzel); Lauderbach Park remodel; and various facility/infrastructure improvements.



26

26

Other Funds Highlights

Measure A Sales Tax

- Additional Fire Academy costs and Police Dept drone contract costs
- Fuels Crew funding (supplemented by grants)



Other Funds

- Millenia Library Building (Fall 2026 opening)
- Sunbow Park Benefit Fees Fund – Ballfields, Pickleball, Patty Davis Park



27

27

CITY OF CHULA VISTA

**Fiscal Year 2027
Capital Improvement
Program Summary**

Department of Engineering & Capital Projects

FISCAL YEAR
2026-27
**PROPOSED
CIP BUDGET**

CITY OF CHULA VISTA

28

**Capital Improvement Program
FY 2027 Proposed CIP**

FISCAL YEAR
2026-2027
**PROPOSED
CIP BUDGET**

City of Chula Vista's
FY 2026/27 Proposed
Capital Improvement Program

*Building a safe, strong,
and connected community!*

Wednesday, April 15, 2026
6:00 PM
City Center Library
365 F Street



Wednesday, April 22, 2026
5:00 PM
City Ranch Library - The Hub
2015 Birch Rd., Suite 407

Ways You Can Follow Along:



Key Presentation Points: Look for the color-coded key icons in the Proposed CIP *Budget* pamphlet. Each section matches a corresponding slide
—*just follow the colors!*

QR Code: Find the Presentation QR Code, and all QR codes from this presentation located on the back of the Proposed CIP pamphlet.


29

 Capital Improvement Program FY 2027 CIP Funding	
Funding Description	Approved Uses
Gas Tax Highway User's Tax Gas tax revenues for roadway projects and maintenance Road Maintenance and Rehab Account (RMRA/SB-1) Funded by gas tax with focus on repairing and preserving state roads and bridges	 Roadway Maintenance • Streets • Signals • Signs • Guardrails • Drainage • Traffic control devices • Lighting • Non-motorized traffic facilities • Sidewalks • Transportation-related projects RMRA must be used for road maintenance and critical safety
TransNet Voter approved, ½ cent sales tax measure for Transportation Projects in San Diego County Administered by SANDAG Compliance oversight by TransNet Independent Taxpayer Oversight Committee (ITOC)	Congestion Relief (Minimum 70%) • Construct new or expanded facilities • Major roadway rehab • Traffic signal coordination • Traffic improvements • Maintenance (Maximum 30%) • Pothole repairs • Crack sealing • Resurfacing • Striping • Signage • Bridge maintenance • Routine inspections
Storm Drain Fund Storm Drain Fee Revenue Funded by monthly service fees charged to property owners Dedicated exclusively to stormwater-related purposes in compliance with the Federal Clean Water Act and local NPDES permit requirements.	Storm Drain System • Clean inspect, and maintain storm drain inlets, underground systems, channels, and ditches • Activities for compliance with National Pollutant Discharge Elimination System (NPDES) Permit • Activities required for Clean Water Act compliance • Storm Drain and BMP Inspection and compliance programs

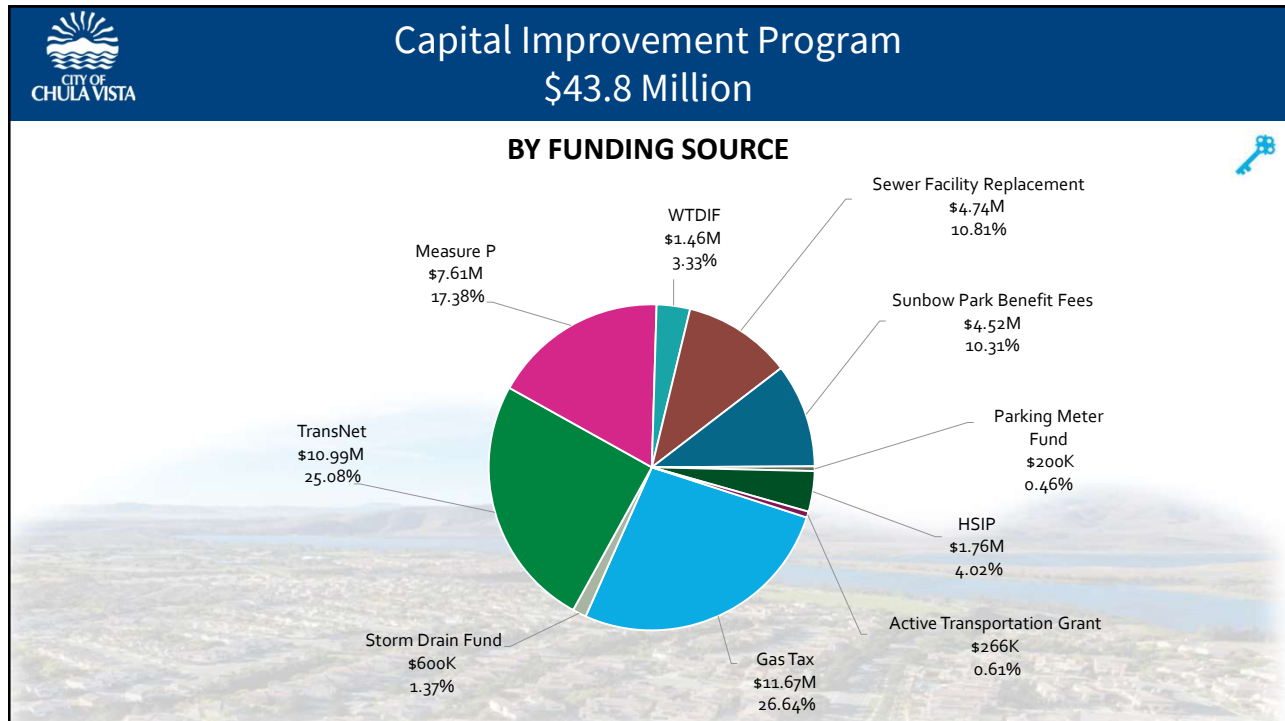
30

 Capital Improvement Program FY 2027 CIP Funding	
Funding Description	Approved Uses
Highway Safety Improvement Program (HSIP) Federal Grant Program - Focused on reducing traffic fatalities and serious injuries - Competitive, data-driven safety program - Administered by FHWA and Caltrans	 Highway Safety Improvements Program targets safety improvements at high-risk locations using proven measures like signals, signage, striping, and pedestrian enhancements to reduce crashes and serious injuries.
Measure P Voter approved, 10-year, ½ cent sales tax increase to fund high priority infrastructure needs Collection began in 2017; Voter-approved renewal Nov 2024 Measure P funding will continue through 2037 Compliance oversight by Citizens' Oversight Committee	Expenditure Plan Priorities • Pave/repair streets, • Upgrade aging public safety facilities & equipment • Replace storm drains • Repair older libraries, senior center, recreation centers • Improve traffic signal system
Sewer Enterprise Funds Funded by monthly service fees, permit and system connection fees, and sewer development impact fees Sub Funds: • Sewer Income Fund • Trunk Sewer Capital Reserve • Sewer Service Revenue Fund • Sewer DIFs	Citywide Sewer Facilities Replacement/Rehabilitation • Pipe /manhole rehabilitation • Pipeline upsized • Sewer Access Road rehabilitation • Pump/Lift station upgrades • Sewer structure improvements • Maintenance/expansion of conveyance system • Sewer related street repairs

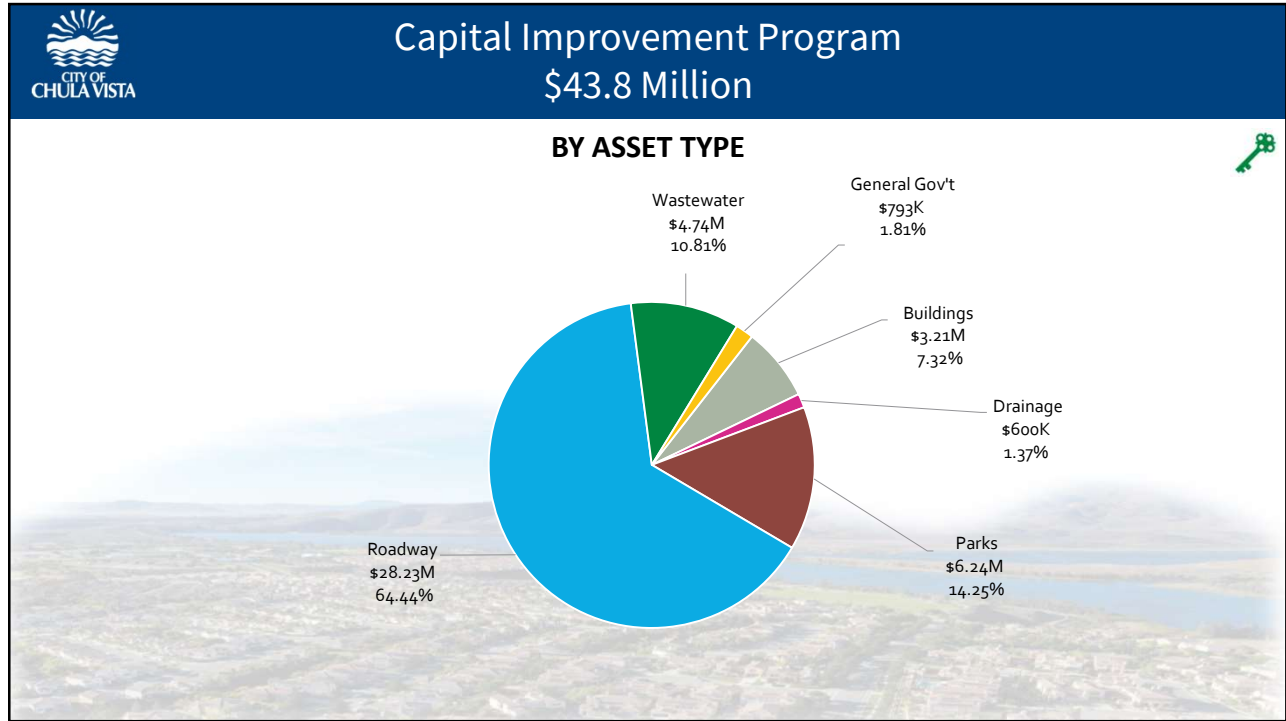
31

CITY OF CHULA VISTA		Capital Improvement Program FY 2027 CIP Funding	
Funding Description		Approved Uses	
Transportation DIF Fund	<p>Transportation Development Impact Fees (DIF) Collected to ensure the City's transportation network can sustain traffic generated from new development Divided into 3 areas - Eastern, Western, Bayfront</p>	<p>Transportation Facilities • Construction of new roads • Widen or improve existing roads • Installation of traffic signals • Traffic signal coordination • Freeway interchange improvements • Enhance transportation infrastructure</p>	
Parking Meter Fund	<p>Revenue collected from city-managed parking meters and public parking facilities (Downtown Parking District) Funds deposited into restricted special fund and used exclusively to support parking operations, maintenance, and related infrastructure within the district.</p>	<p>Annual operating and maintenance / Improvement of City assets located within Downtown Parking District • Parking meter installation • Acquisition and improvement of parking facilities • Traffic control devices and signals • Street and curb marking • Parking enforcement and regulation</p>	
Active Transportation Grant	<p>Active Transportation Program (ATP) Grant State grant funding provided through California's Active Transportation Program (ATP) to support projects that improve walking, biking, and safe routes to schools.</p>	<p>Eligible uses: • Improvements for walking and biking, • Safe routes to schools • Pedestrian and bicycle infrastructure • Safety enhancements • Connectivity improvements • Related planning, design, and construction activities.</p>	
Sunbow Park Benefit Fees	<p>Revenue collected through Jan 2020 Community Benefit Agreement (CBA) with ACI Sunbow, LLC - Approx \$15 million provided in lieu of park development requirements (CVMC 17.10) - Established to satisfy developer parkland obligations</p>	<p>Eligible uses: Funds support citywide park and recreation investments including: • Acquisition of parks • Development of parks • Acquisition of recreational facilities • Development of recreational facilities</p>	

32



33



34

BUILDINGS

- **Building Maintenance and Upgrades**
 - Interior/exterior repairs
 - Building systems (HVAC, electrical, plumbing)
 - Safety and ADA upgrades
 - Access and security improvements
 - Roof replacement

FY2027 Proposed:

- \$ 3.2 M (Measure P)

Building Projects



Spotlight

- GGV0261 – HVAC Replacement at PD
- Measure P | \$20M
- Construction Phase




Measure P Expenditure Plan

35

PARK IMPROVEMENTS

- Sports Courts and Fields
 - Mackenzie Pickleball Courts
 - Max Field Renovations
 - Patty Davis Park

- Ballpark Lighting
 - Santa Venetia Park
 - Menzel Field
 - Greg Rogers Park



FY2027 Proposed:

- \$6.2M Measure P / Sunbow Park Benefit Fees

Park Projects

Spotlight

- Eucalyptus Park Renovation (PRK0340)
- Measure P, Grant, ARPA, Sunbow, CIP Fund
- \$20M | Construction Phase



Locate City Parks and Amenities

36

SEWER FACILITY REPLACEMENT

- Rehabilitation and Upsizing
- Access Road Rehabilitation
- Wastewater Infrastructure Planning Program
- Manhole Inspections
- Poggi Canyon Sewer Improvements



FY2027 Proposed:

- \$4.7M (Sewer Facility Replacement Fund)

Major Projects
Wastewater

Spotlight

- Sewer Access Rehab Project (SWR0294)
- Sewer Facility Replacement
- \$1M | Construction Phase



Wastewater Master Plan

37

Storm Drain Program Updates (Fee Study and Master Plan)

- Assess long-term sustainability of the storm drain system
- Establish a citywide strategy for capital investment and maintenance
- Modernize the drainage master plan using current data and conditions
- Identify system gaps to prioritize future improvements



FY2027 Proposed:

- \$ 600K (Storm Drain Fund)

Drainage

Spotlight

- **CMP Rehab (Outside Right-of-Way), Phase III (DRN0219)**
Measure P | \$2M Award in Progress



Drainage Master Plan



38

STREET PAVEMENT & REHAB

- Resurfacing
- Pavement Overlays
- Slurry Seals



FY2027 Proposed:

- \$ 16.8M (Gas Tax , TransNet)

Roadway Projects
Pavement

Spotlight

- **Pavement Major Rehabilitation Program (STM0411, STM0404, STM0414)**
- Gas Tax/TransNet | \$14.5M
- Bidding in Progress



Pavement Management System



39

HERITAGE ROAD BRIDGE REPLACEMENT

- **Widen Heritage Road**
 - Main Street to Entertainment Circle
 - Heritage Road Bridge Replacement
 - 4 Lanes to 6 Lanes
 - Sidewalk
 - Bike Lanes
- **Widen Main Street**
 - Nirvana Avenue to Heritage Road
 - 6-Lane Major

Project Budget:

- \$62M (TDIF, HBP Grant, CIP Fund)



Construction Began Dec 2024 | Anticipated Completion Summer 2027

Major Roadway Project



40

TRAFFIC IMPROVEMENTS

SIGNALS, BIKE AND PEDESTRIAN IMPROVEMENTS

- Signal Upgrades & Modifications
- Traffic Signal System Optimization Program
- Traffic Operations Investigation Program
- Pedestrian Curb Ramp Program
- Bikeway Gap & Connectivity Improvements

FY2027 Proposed:

- \$ 10.6M (Gas Tax, TransNet, ATP Grant, Parking Meter Fund, Western TDIF)

Roadway Projects Traffic Improvements



Spotlight

- Telegraph Canyon Raised Median / Pedestrian Crosswalk at Castle Park (TRF0411, TRF0415)
- Gas Tax/TransNet | \$1.4M
- In Construction

Traffic Engineering Safety Plans



41

SIDEWALKS

- Sidewalk Panel Replacement Program
- Sidewalk Replacement Program
- Pedestrian Curb Ramp Program
- Bikeway Gap & Connectivity Improvements



FY2027 Proposed:

- \$ 4.4M (Gas Tax, TransNet, ATP Grant Parking Meter Fund, Western TDIF)

Roadway Projects
Sidewalks

Spotlight

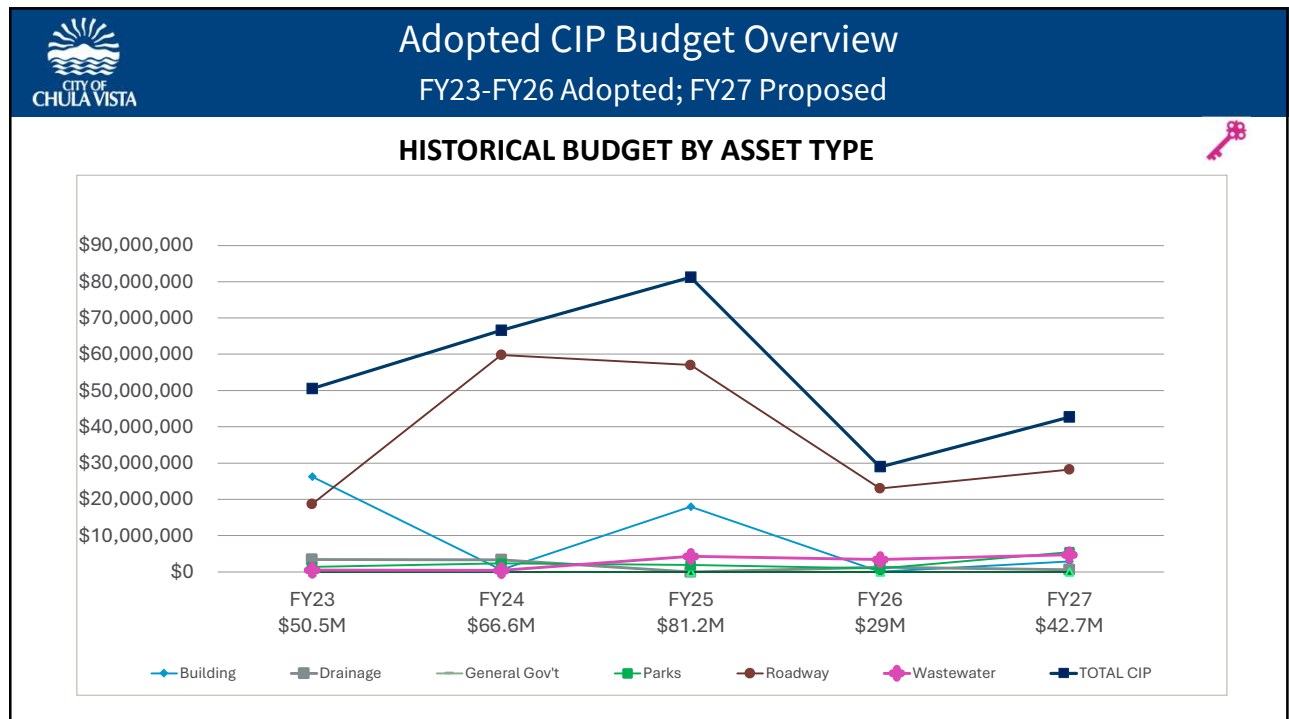
ADA Pedestrian Curb Ramps Program (STL0454, STL0461)

- TransNet | \$1M
- In Construction



Active Transportation Plan

42



43

Next Steps



APRIL 15 & 22, MAY 4
Community Budget Presentations
Overview of FY 2026-27 Proposed
Budget



MAY 5
Present City Manager's FY 2026-27
Proposed Budget and Capital
Improvement Program Budget to
the City Council



MAY 19
City Council public hearing and
adoption of FY 2026-27 Proposed
Budget and Capital Improvement
Program Budget

Thank You

This presentation will be posted on the City's website.

Additional comments can be submitted on the City's
website.

www.chulavistaca.gov/Budget

